

Find us on:



**\$40 SAVINGS**

# RE-TOOL YOUR WOODWORKING SHOP

**THIS SPRING & SUMMER 2019**

Proudly Canadian



**10" WOOD BANDSAW**  
KC-1002C

**NEW**

- Powerful 1/2 HP motor
- Flexible LED light increases workpiece visibility
- Table size with extensions 13-3/8" x 13-1/8"
- Dust chute accepts 2", 2-1/2" and 4" dust collector hoses
- Comes complete with miter gauge, rip fence, adjustment wrench and hex. keys

**STAND INCLUDED**

**\$349.99**

**67 1/2" WOOD CUTTING BANDSAW BLADES**

| Model       | Length  | Width  | TPI | Thickness | Price   |
|-------------|---------|--------|-----|-----------|---------|
| KBB-1018-14 | 67 1/2" | 1 7/8" | 14  | .018"     | \$19.99 |
| KBB-1014-6  | 67 1/2" | 1 1/4" | 6   | .020"     | \$19.99 |
| KBB-1038-6  | 67 1/2" | 3 3/8" | 6   | .020"     | \$19.99 |
| KBB-1012-6  | 67 1/2" | 1 1/2" | 6   | .020"     | \$19.99 |

## 1200 CFM DUST COLLECTORS

- Noise level reading at 36": 66-77 Db
- Static pressure (inch of water): 9.5
- Dust port opening: 2 x 4" / 1 x 6"

1 Micron canister filter, offering optimum air flow efficiency

**1 Micron felt upper bag**

**1 Micron Canister filters**

**12 Amp. @ 110V**  
**6 Amp. @ 220V**

**\$459.99** KC-3105C

**\$649.99** KC-3105C/KDCF-3500

## 10" CABINET TABLE SAWS

- Riving knife system for maximum operator safety
- Comes with 10" x 40 tooth carbide tipped saw blade, cast-iron miter gauge, standard and dado inserts, push stick, storage hooks and hex. keys

**KC-10KX/U30**  
**30" RIP**

**\$1599.99**

After \$40.00 mail-in rebate  
Sale price \$1639.99 Taxes payable on price before rebate

**KC-10KX/U50**  
**52" RIP**

**\$1659.99**

After \$40.00 mail-in rebate  
Sale price \$1699.99 Taxes payable on price before rebate

Magnetic safety switch

**2.5 HP**  
**(9.6 Amp @ 230V)**

**8" BENCHTOP JOINTER WITH HELICAL CUTTERHEAD**  
KC-8HJC

**NEW**

Powerful 1 HP motor

- Dual 2-1/2" and 4" dust chute for dust collector hook-up
- Comes 2 safety push blocks, cutter insert adjustment Torx key and adjustment hex. keys
- Cutterhead speed 12,000 RPM
- Table size with extensions 51-1/2" x 8-1/4"

**\$599.99**

Helical cutterhead with 16 cutter inserts

**6" JOINTER**  
KC-61FX

- Handwheel actuated infeed table for quick easy height adjustment
- Includes 2 safety push blocks
- 6 3/4" x 46" table size
- 29" x 5" fence size

**6" JOINTER WITH SPIRAL CUTTERHEAD**  
KC-65FX

- Handwheel actuated infeed table for quick easy height adjustment
- Includes 2 safety push blocks
- A spiral cutterhead makes 50% less noise

**NEW**

Powerful 1 HP motor

**\$749.**

**\$999.**

4 Row spiral cutterhead with 26 replaceable cutter inserts

## EXCELSIOR OPTIONAL

**OVERARM BLADE COVER SYSTEM WITH DUST COLLECTION**  
XL-1014

**\$459.99**

Transparent blade cover with built-in dust collection to maximize the collection of saw dust

**OPTIONAL**  
**1 1/2" VACUUM HOSE KIT KW-161**  
**\$69.99**

**OPTIONAL EXCELSIOR Industrial Rip Fence systems**

**XL-U30 30" RIP**  
**\$319.99**

**XL-U50 52" RIP**  
**\$379.99**

**OPTIONAL Melamine Extension Table Kit**  
EXT-5052

**\$199.**

Comes with 2 support legs  
Fits: KC-10JCS, & KC-26FXT, KC-10KX

**HEAVY-DUTY UNIVERSAL mobile base FOR TABLE SAWS** KMB-1390X

**900 lbs. Max.**

**\$229.99**

## VARIABLE SPEED DRYWALL SANDER

KC-8379

- LED light illuminates the work area in low lit environments
- Telescopic extension extends the reach from 45" to 65"
- Comes with 6 hoop & loop sanding papers (2 x 80, 120, 180 Grit), extension tube, dust hose, 2 vacuum adaptors (1-1/4" & 1-3/8") and adjustment hex. key

**\$299.99**

## 8 GALLON TOOL TRIGGERED WET-DRY VACUUM WITH HEPA FILTER

KC-8590TTV

- 10 Amp. motor
- Maximum rating of connected power tool: 7.5 Amp.

**\$399.99**

## 2 GALLON ULTRA-QUIET OIL-FREE AIR COMPRESSOR

KC-2020A

- 2 HP (peak) motor, 60 decibels
- 125 PSI maximum tank pressure
- 150 PSI max pressure
- 3.8 CFM @ 40 PSI
- 2.35 CFM @ 90 PSI

**\$229.99**

ASME safety valve

## 14" WOOD CUTTING BANDSAW WITH RIP FENCE AND RESAW GUIDE

KC-1433FXR

- 10 Amp. motor
- 14" x 14" cast iron table

**\$759.99**

After \$40.00 mail-in rebate  
Sale price \$799.99 Taxes payable on price before rebate

## RIP FENCE SYSTEM WITH RESAW GUIDE

RF-1433R

With the purchase of # KC-1433FXR

**\$99.99**

## NEOPRENE WHEEL PROTECTOR FOR 14" WOOD BANDSAWS

KW-094

**\$19.99**

## 93" WOOD CUTTING BANDSAW BLADES

| Model       | Length | Width   | TPI | Thickness | Price   |
|-------------|--------|---------|-----|-----------|---------|
| KBB-1418-14 | 93"    | 1 7/8"  | 14  | .025"     | \$19.99 |
| KBB-1414-6  | 93"    | 1 1/4"  | 6   | .025"     | \$19.99 |
| KBB-1436-10 | 93"    | 3 1/16" | 10  | .025"     | \$19.99 |
| KBB-1438-6  | 93"    | 3 3/8"  | 6   | .025"     | \$19.99 |
| KBB-1412-6  | 93"    | 1 1/2"  | 6   | .025"     | \$19.99 |
| KBB-1412-8  | 93"    | 1 1/2"  | 8   | .025"     | \$19.99 |
| KBB-1434-4  | 93"    | 3 3/4"  | 4   | .025"     | \$19.99 |



# WET-DRY VACUUMS

8530LP

- Double filtration system
- Tank water drain
- Power cord wrap for 12 ft. power cord
- Comes complete with 6 ft. x 1-1/4" hose, 2 pc. plastic extension wand, 30L dust bag, cartridge filter, foam filter, reusable filter, 10" floor sweep and crevice tool

**\$79.99**

**5 PEAK HP 8 30 LITERS GALLON US**

8540LST

- Double filtration system
- Tank water drain
- Power cord wrap for 12 ft. power cord
- Comes complete with 6 ft. x 1-1/4" hose, 2 pc. extension wand, 40L dust bag, cartridge filter, foam filter, reusable filter, 10" floor sweep and crevice tool

**\$149.99**

**5 PEAK HP 10 40 LITERS GALLON US**

8560LST

- Double filtration system
- Tank water drain
- 18 ft. power cord with convenient power cord wrap posts
- Comes complete with 8 ft. x 2-1/2" flex hose, 2 pc. 2-1/2" extension wand, contoured handle with air control, cartridge filter, foam filter, 14" floor sweep with squeegee insert, gulper tool, crevice tool and hanging accessory storage bag

**\$249.99**

**6.5 PEAK HP 16 60 LITERS GALLON US**

## 50 FT. 5 SAMSUNG™ LED STRING LIGHT

K-5018-5LED

- Temporary string lighting with 5 high intensity Samsung™ brand LED lights in 10 feet increments
- 50 foot 18 AWG /3 conductor grounded SJT power cord
- 2500 Lumens
- 75 linear feet of coverage at 10 feet in height
- Waterproof to IP44 standards

**\$99.99**

## 5 LAMP STRING LIGHT WITH METAL CAGES

50 FT. (15.2M)

K-5012-5LST


- 5 molded light sockets in 10 feet increments
- Heavy-duty 12 AWG /3 conductor grounded SJTW cord
- Comes with linkable molded 15A male and female ends and metal lamp cages

**\$85.99**

## LED DUAL-HEAD

**WORK LIGHTS**

- Quick release latch
- For indoor and outdoor use in dry locations



**\$199.99**

**\$129.99**

## LED WORK LIGHTS

**Cordless 20W Work light emits 2200 lumens**  
**\$69.99**

KC-2202LED-C  
Comes with magnetic base

**Cordless 10W Work light emits 1200 lumens**  
**\$49.99**

KC-1202LED-C  
**10W Work light emits 1200 lumens**  
**\$29.99**

KC-1201LED  
**20W work light emits 2400 lumens**  
**\$49.99**

KC-2401LED  
**30W work light emits 3600 lumens**  
**\$84.99**

KC-3601LED

## INFRARED DIGITAL THERMOMETER WITH LASER POINTER

K-550 **\$39.99**

**2**

## HEPA CARTRIDGE FILTERS

KVAC-1145

Fits: 8520LP, 8530LP, 8531LP-B, 8540LST

KVAC-1150

Fits: 8560LST

**\$29.99**

**\$29.99**

## 30PG VARIABLE SPEED OSCILLATING MULTI-TOOL KIT & ACCESSORIES

- Each kit includes a sanding back-up pad with hook and loop backing, 24 sanding papers (60, 80 and 120 grit) with hook and loop backing, 35mm Tru-cut narrow offset saw blade, 52mm rigid offset scraper blade, hex. key, and sturdy carrying case

**NEW**  
**\$19.99**

8349QR

**\$54.99**

|         |         |         |         |         |         |         |         |         |
|---------|---------|---------|---------|---------|---------|---------|---------|---------|
| KW-4801 | KW-4802 | KW-4803 | KW-4804 | KW-4805 | KW-4806 | KW-4808 | KW-4810 | KW-4811 |
| \$12.99 | \$13.99 | \$17.99 | \$17.99 | \$17.99 | \$17.99 | \$6.99  | \$6.99  | \$6.99  |
| KW-4812 | KW-4813 | KW-4815 | KW-4816 | KW-4817 | KW-4818 | KW-4819 | KW-4820 | KW-4821 |
| \$6.99  | \$6.99  | \$6.99  | \$6.99  | \$6.99  | \$11.99 | \$6.99  | \$11.99 | \$11.99 |

## 18" ROLLING TOTE TOOL BAG

KC-18RTB

- 600 Denier water-resistant material for all weather use
- 18 storage pockets and 2 rear mounted measuring tape loops
- Heavy-duty wheels and telescopic

**\$89.99**

## DRYWALL AND PANEL LIFT

KDL-11

- Hangs drywall in sizes up to 4 ft. x 16 ft. on any ceiling or wall up to 11 ft. high
- Tripod foot brake keeps drywall lift in position during use
- Easy to assemble and disassemble, can be placed in car trunk

**\$179.99**

## ALL WEATHER HEAVY-DUTY SINGLE-TAP EXTENSION CORDS

| Model  | Length | AWG  | Color  | \$    |
|--|--------|------|--------|-------|
| K-2512-1T-YE   | 25'    | 12/3 | YELLOW | 23.99 |
| K-2512-1T-RD   | 25'    | 12/3 | RED    | 23.99 |
| K-2512-1T-OR   | 25'    | 12/3 | ORANGE | 23.99 |
| • 15A 125V, 1675W For indoor and outdoor use             |        |      |        |       |
| • Ultra flexible / High visibility colors / Lighted ends |        |      |        |       |
| K-5012-1T-YE   | 50'    | 12/3 | YELLOW | 44.99 |
| K-5012-1T-RD   | 50'    | 12/3 | RED    | 44.99 |
| K-5012-1T-OR   | 50'    | 12/3 | ORANGE | 44.99 |
| K-5012-1T-GN   | 50'    | 12/3 | GREEN  | 44.99 |

## 2' TRIPLE-TAP EXTENSION CORD

K-212-3T-RD 2' 12/3 RED 9.99

## 1/2" DRILLING & MIXING KIT

KC-8316

- 0 - 600 RPM - 9 Amp. motor
- Variable speed trigger with lock-on button
- Double gear reduction for added torque
- Rear D-handle rotates 360°
- Comes with 1/2" chuck, 3 galvanized mixing paddles (10mm hex. shank), wrench and sturdy carrying case

**\$119.99**

## BISCUIT JOINER KIT

KC-8306

- Motor: 7 Amp. 10,800 RPM
- Robust fence with 0 to 90° and 90° to 135° tilt adjustments with positive stops at 45° & 90°
- 45° location notch allows indexing off the outside of a mitered joint
- Kit includes biscuit joiner with 4" carbide tipped blade, dust bag, hex. key and plastic carrying case

**\$119.99**

## JAMB & UNDERCUT SAW

KC-8363

- The height of cut is adjustable from flush to 1" above the floor with 1/8" graduated scale
- The depth of cut is adjustable to suit a variety of material thicknesses from 0 - 1-1/4" with an adjustable fence
- Comes with a 40 tooth carbide tipped blade

**\$199.99**

## Replacement Carbide Blade

KW-098

**\$29.99**

## PORTABLE VARIABLE SPEED METAL CUTTING BANDSAW

KC-8377

- Variable speed dial for 0-420 SFPM
- Cutting capacity of 5" x 5"
- Blade tension lever for quick adjustments
- Comes with standard 44-7/8" x 1/2" x 0.025" 14 TPI metal cutting blade

**Optional Miter Stand turns this Bandsaw into a Cut-off Saw**  
**SS-8377**

**\$199.99**

**\$79.99**

| H.S.S. BLADES    |         |        |       |           |         |
|------------------|---------|--------|-------|-----------|---------|
| Model            | Length  | Width  | TPI   | Thickness | Price   |
| KBB-8376-BM-1014 | 44 7/8" | 1 1/2" | 10-14 | .020"     | \$17.99 |
| KBB-8376-BM-1418 | 44 7/8" | 1 1/2" | 14-18 | .020"     | \$17.99 |

## PORTABLE CEMENT MIXER

KC-15CM-2

- 3.5 cubic feet drum capacity is designed to mix two 90 lbs bags of dry cement or mortar mix with water
- Enclosed 1/3 HP motor
- Belt driven motor and reduction gear drive

**1/3 HP 3.5 CU. FT.**

**\$249.99**



## 12" RADIAL ARM SAW

KC-12RAS (220V, 1 PHASE)

- Powerful 2 HP, 220V single phase motor
- Precision indexing with positive stops at 22.5°, 45° and 90° for accurate bevel cuts
- Two 4" Dust chute for dust collector hook-up
- Includes 12" negative rake blade, blade arbor laser guide attachment, adjustment wrenches and hex. keys



**\$3499.**

## 10" JOBSITE SAW WITH FOLDING STAND

KC-5100C

- Blade tilts 0° to 45°
- Comes with 10" x 40 tooth blade, rip fence, miter gauge, Standard and Dado table inserts, push stick and wrenches



Extendable rails and table allowing up to 25" rip capacity



15 Amp motor  
4400 RPM

**\$359.99**

## 8" DADO BLADE SET

KSC-8000

- Carbide-Tipped 24 tooth ATB-R Dado blades
- Cuts grooves from 1/8" to 13/16" wide
- 5/8" Arbor, 7,000 RPM max.
- Comes with 14 pc. Dado Shim Set, wooden carrying case



**\$89.99**

# TABLE SAWS & ACCESSORIES



## 10" CABINET SAWS

Comes with riving knife, industrial "Tru-Rip" T-square rip fence system for precision cuts, laminated melamine extension table, 2 sturdy adjustable supporting legs for extension table (KC-26FXT/i50/5052 only), cast iron miter gauge with adjustable aluminum fence and flip stop, standard and dado insert

LEFT TILT  
KC-26FXT/i30/30  
30" RIP

**\$2399.**  
After \$40.00 mail-in rebate  
Sale price \$2359.00 Taxes payable on price before rebate

LEFT TILT  
KC-26FXT/i50/5052  
52" RIP

**\$2499.**  
After \$40.00 mail-in rebate  
Sale price \$2459.00 Taxes payable on price before rebate



Powerful  
3 HP (220V)

## 10" EXTREME CABINET SAW WITH RIVING KNIFE BLADE GUARD SYSTEM INCLUDING ROUTER TABLE AND SLIDING TABLE ATTACHMENTS

KC-26FXT-i30-DELUXE

- Model KC-26FXT shown here with router table attachment model KRT-100 and sliding table attachment model KST-101
- These router table and sliding table attachments fit most table saws having a 27" deep table



**\$3859.**  
After \$40.00 mail-in rebate  
Sale price \$3819.00 Taxes payable on price before rebate



Powerful  
3 HP (220V)

## 10" SCORING SAW WITH SLIDING TABLE & OUTRIGGER

KC-36FXT/360ST

- Powerful independent motors and switches for main blade (3 HP motor) and scoring blade (1/2 HP motor)
- Table size with extension: 21-1/4" x 36-5/8"
- Comes with cast-iron miter gauge, 4" scoring saw blade, steel extension table with legs, push stick and adjustment wrenches

**\$7999.**



Crosscut fence with flip up work stop and hold-down is fully adjustable up to 45° to the right and left

Built-in 4" dust chute with 2" adapter for vacuum collection hose

30" INDUSTRIAL RIP FENCE SYSTEM  
KRF-i30



**\$349.**

50" INDUSTRIAL RIP FENCE SYSTEM  
KRF-i50



**\$399.**

INDUSTRIAL SLIDING TABLE ATTACHMENT  
KST-101



**\$859.**

INDUSTRIAL ROUTER TABLE AND FENCE ATTACHMENT  
KRT-100



**\$625.**

TENONING JIG  
K-1500  
fits cabinet saws and contractor saws



**\$109.99**



## 1/2" HOLLOW CHISEL MORTISER WITH 4 PC. CHISEL SET

MA-1020

- Powerful 1/2 HP enclosed fan cooled ribbed body motor
- Gas head cylinder for smooth and controlled cuts
- Comes complete with 4 pc. 3/4" shank chisel and bit set (1/4", 5/16", 3/8" & 1/2"), 1/2" chuck and key, hold down and 4 hex. keys



**\$339.99**

## 13-SPINDLE LINE BORING MACHINE

KC-1300BM


- Powerful 1.5 HP 110V motor
- Designed for simultaneous multi-hole line boring or drilling, ideal for cabinet makers or shelving applications
- 13 spindles spaced 1-1/4" on centre, allowing drilling up to 13 evenly spaced holes
- Fully adjustable aluminum fence with work stops at each end to line up workpiece from the right or left to perform parallel boring patterns
- Indexing pins allow correct spindle alignment for resuming line boring operations in long workpieces



Adjustable height stop and depth stop



Adjustable fence work stops and extension work stops



STAND INCLUDED

**\$2499.**

## BLUM® HINGE BORING HEAD ATTACHMENT

KW-162

- Blum style 45mm-9.5mm three-hole pattern
- 3 spindle heads (rotation-2 left/1 right)
- Can be used with or without the 8mm boring bits
- Comes with 35mm hinge bring bit, 8mm boring bits (1 left/1 right), link-bar and adjustment wrench



**\$799.**

Large  
31-1/2" x 15-3/4"  
melamine table top

## 5/8" HOLLOW CHISEL MORTISER WITH TILTING HEAD

MA-1050ST

- Powerful 3/4 HP
- Includes sleeve adaptors which accept 5/8" and 3/4" diameter chisel shanks
- Comes complete with mortising chisel and bit set (1/4", 5/16", 3/8" & 1/2"), 1/2" chuck and key, column mounted hold down, pair of 9 position table hold downs and quick release vise

**OPTIONAL STAND**  
SS-1050ST



**\$99.99**

Head tilts from 0° to 30° to the right and left

SLIDING WORK TABLE




**\$599.99**

## 1" HOLLOW CHISEL MORTISER WITH TILTING HEAD

MA-1075ST

- Powerful 1 HP 110V/220V dual voltage motor
- 1/4" to 1" chisel and bit capacity
- Large longitudinal and transversal 19" x 12-1/2" sliding table prevents unnecessary repositioning and reclamping of the workpiece
- Gas head cylinder for smooth and controlled cuts
- Rack and pinion gears move entire head for maximum leverage and positive feed control
- Adjustable depth and height stops
- Accept 5/8" and 3/4" diameter chisel shanks
- Includes chisel adaptor bushings which accept 5/8" and 3/4" diameter chisel shanks
- Comes complete with mortising chisel and bit set (1/4", 3/8", 1/2" & 3/4"), chisel adaptor bushings, 1/2" chuck and key



Head tilts from 0° to 30° to the right and left for angle mortise cuts



**\$1599.**

**OPTIONAL STAND**

SS-1075ST

**\$365.**



Table height from floor becomes 32"





# DRILL PRESSES & ACCESSORIES



## 15 1/4" DRILL PRESS with DUAL LASER GUIDE SYSTEM

KC-117FN

- 7.5 Amp. motor
- Spindle taper MT #2
- 16 speed (220-3600 spindle RPM)
- 3-1/8" stroke
- 5/8" chuck

**\$525.**



DRILL PRESS  
CHUCK  
SAFETY  
GUARD  
KM-118  
Fits KC-118FC

**\$19.99**

## 17" DRILL PRESS

KC-118FC

- 12.5 Amp. motor
- 16 speeds (240-3400 RPM)
- 17" swing
- 3 1/4" stroke
- 5/8" chuck

**\$625.**



## 17" DRILL PRESS with SAFETY GUARD & LIMIT SWITCH

KC-118FC-(LS)

- 12.5 Amp. motor
- 16 speeds (240-3400 RPM)
- 17" swing
- 3 1/4" stroke
- 5/8" chuck

**\$725.**



## LONG STROKE

## 17" LONG STROKE DRILL PRESS with SAFETY GUARD

KC-119FC-LS

- Motor: 12.5 Amp. @ 110V, 6.25 amp. @ 220V,
- 12 speeds (255-2750 RPM)
- 16 15/16" swing
- 6" stroke
- 3/4" chuck

**\$999.**



DRILL PRESS  
CHUCK  
SAFETY  
GUARD  
KM-122  
Fits KC-122FC

**\$19.99**

## 22" DRILL PRESS

KC-122FC

- 12.5 Amp. motor
- 1 1/4" capacity
- Spindle taper MT #4
- 12 speeds (180-4200 RPM)
- 4 3/4" stroke
- 3/4" chuck

**\$1049.**



## 22" DRILL PRESS with SAFETY GUARD & LIMIT SWITCH

KC-122FC-(LS)

- 12.5 Amp. motor
- 1 1/4" capacity
- Spindle taper MT #4
- 12 speeds (180-4200 RPM)
- 4 3/4" stroke
- 3/4" chuck

**\$1149.**

## Wood Mortising ATTACHMENTS

MA-511

- Kit comes with chisel holder, holddown arms, holddown bracket, fence, ring bushing adaptors, 4 pc. 1/2" shank mortising chisels & bits and carrying case

**\$99.99**

## Cross slide VISES

Makes lateral or longitudinal adjustments simple

KCV-4N 4" **\$59.99**

KCV-5N 5" **\$79.99**

KCV-6N 6" **\$99.99**



DVR with Adaptive Control™ Software



BY: KING INDUSTRIAL

## 18" NOVA VOYAGER DVR DRILL PRESS

58000

- Powerful direct drive 1.75 HP high torque motor with no pulleys or belts to cause vibration
- Variable speed range: 50 - 3,000 RPM (Optional Setting 50, 5,500 RPM)
- Spindle taper MT #2
- Digital Variable Reluctance (DVR) Direct Drive Technology with Adaptive Control™ Software
- Comes with 5/8" drill chuck & key, firmware USB cable, knock-out wedge, adjustment wrench and hex. keys

**\$1999.**



## 15" VARIABLE SPEED INDUSTRIAL DRILL PRESS

KC-30HS-VS

- Motor: 14 Amp. @ 115V, 7 Amp. @ 230V
- 5/8" capacity
- Spindle taper JT#3
- Variable speeds (400 - 5,000 RPM)

**\$2299.**



## Drill Press VISES

KPV-3 3" **\$15.99**

KPV-5 5" **\$29.99**

KPV-4 4" **\$19.99**

KPV-6 6" **\$39.99**





## PLANERS with SPIRAL CUTTERHEAD

### 15" PLANER WITH SPIRAL CUTTERHEAD

KC-390FX

- Powerful 3 HP motor
- A spiral cutterhead makes 50% less noise than a conventional cutterhead
- Anti-kickback fingers in front of the infeed roller to prevent wood kickback
- Magnetic safety switch
- Comes complete with cabinet stand and 4" dust collector outlet

4 Row spiral cutterhead with 64 replaceable cutter inserts



BUILT-IN MOBILE BASE

**\$2999.**

### 20" PLANER WITH SPIRAL CUTTERHEAD

KC-525FX

- Powerful 3 HP 19 Amp 220V motor
- A spiral cutterhead makes 50% less noise than a conventional cutterhead
- Anti-kickback fingers in front of the infeed roller to prevent wood kickback
- Comes with 5" dust chute for dust collector hook-up

4 Row spiral cutterhead with 92 replaceable cutter inserts



BUILT-IN MOBILE BASE

**\$4299.**

### 24" INDUSTRIAL PLANER WITH SPIRAL CUTTERHEAD

KC-630FX-2 25.1/12.6 Amp. @ 220V-440V

KC-630FX-6 9.6 Amp. @ 600V

- Powerful 10 HP motor 50% quieter
- Variable speed control sets the feed speed
- Spiral cutterhead is driven by 3 V-belts
- Magnetic safety switch

#### Comes complete:

With 6" dust collector outlet, 1/4" air screwdriver, air regulator with pressure gauge, set of 5 replacement cutter inserts, 10 replacement cutter insert screws, 5 T20 Torx bits, 5 T20 Torx screwdrivers, T-bar for Torx bits and hex. keys

6 Row spiral cutterhead with 180 replaceable cutter inserts



25 1/2" x 28"

**\$12999.**

## 10 PC. CARBIDE CUTTER INSERT KITS

KW-140

- Carbide inserts cut on all 4 sides
- Cutter size: 14mm x 14mm x 2mm
- Fits: KC-75FX, KC-85FX, KC-125FX, KC-390FX



**\$79.99**

KW-104

- Carbide inserts cut on all 4 sides
- Cutter size: 15mm x 15mm x 2.5mm
- Fits: KC-525FX, KC-530FXR, KC-65FX



**\$79.99**

### EXTENDABLE & FLEXIBLE CONVEYOR ROLLER TABLE

KRRS-109

- Extends from 19" to 52"
- Raises from 24" to 45"
- 300 Lbs. max. capacity



**\$259.99**

### FOLDING ROLLER STAND

KRS-102

- Stand height is adjustable from 27" to 44"
- 11-3/4" Roller width
- Folds flat for storage



**\$22.99**

### 3 in 1 FOLDING ROLLER STAND

KRS-108

- Easily change from a roller, omni-directional or a flat support
- Stand height is adjustable from 27" to 44"
- 11-3/4" Roller width
- Folds flat for storage



**\$29.99**

## PLANER / MOULDER

### 7" INDUSTRIAL PLANER / MOULDER

KC-240M

- Powerful 2 HP, 220V motor
- Magnetic safety switch
- 4" Dust chute for dust collector hook-up
- Includes adjustable guide fence system for moulding, elliptical jig assembly, adjustment wrenches and hex. keys



**\$2199.**



Includes elliptical jig kit



Includes adjustable guide fence system

### 13" PLANER / MOULDER

KC-235PM

- Powerful 1.5 HP motor
- Double drive belt system
- Comes complete with stand, planing knives, setting gauge and 4" dust chute for dust collector hook-up
- 6 1/8" max. planing / moulding thickness



STAND INCLUDED

**\$1499.**

**TOPG. MOULDING KNIFE SET**  
K-4509K  
ALSO AVAILABLE:  
20 INDIVIDUAL MOULDING KNIFE SETS



**\$199.**

### H.S.S. PLANER KNIVES

13" \$54.99 15" \$79.99 20" \$109.99  
KCC-13PM Fits: KC-235PM KCC-15 KCC-20

## PLANERS



### 13" PLANER WITH HELICAL CUTTERHEAD

KC-13HPC

- Powerful 15 Amp. motor with thermal overload protection
- Helical cutterhead with 26 cutter inserts
- Pre-set depth stops for repeat cuts at 1/8", 1/4", 1/2", 3/4", 1", 1-1/4", 1-1/2" and 1-3/4"



**\$699.99**

### Replacement Helical cutter insert kit (10 pcs)

KW-204

Fits: KC-6HJC & KC-13HPC



**\$79.99**

### 15" PLANER

KC-382CFX

- 3 HP motor
- 6" max planing thickness
- 2 speed autofeed
- Includes cabinet stand, planing knife, setting gauge and 4" dust collector outlet



BUILT-IN MOBILE BASE

**\$1699.**

### 15" PLANER

KC-385FX

- 3 HP motor
- 8" max planing thickness
- Includes cabinet stand, planing knives, knife setting gauge and 4" dust collector outlet



BUILT-IN MOBILE BASE

### 20" HEAVY-DUTY PLANER

KC-520C

- 3 HP (220V) motor
- 104-83 cuts per inch
- 2 speeds (16-20 FPM)
- 4 knife cutterhead
- 8" max. planing thickness



BUILT-IN MOBILE BASE

**\$2699.**

**\*\$1859.\***

After \$40.00 mail-in rebate  
Sale price \$1899.00 Taxes payable  
on price before rebate



## 6" WOODWORKING JOINTER

KC-150C

- 29 1/2" x 4 1/2" fence size
- Adjustable fence at 45° & 90°

6" x 46" Table Size



Dust chutes

**\$649.99**

(15 Amp @ 110V)  
(7.5 Amp @ 220V)

## 6" BENCHTOP JOINTER WITH HELICAL CUTTERHEAD

KC-6HJC

- Powerful 1 HP motor
- Helical cutterhead with 12 cutter inserts
- 2 1/2" dust chute for dust collector hook-up
- Comes 2 safety push blocks, cutter insert



**\$399.99**

### H.S.S. & CARBIDE JOINTERS KNIVES

| Model    | Blade Material | Size | Unit/Kits | Price               |
|----------|----------------|------|-----------|---------------------|
| KKC-6    | H.S.S.         | 6"   | 3         | <del>\$39.99</del>  |
| KKC-8    | H.S.S.         | 8"   | 3         | <del>\$44.99</del>  |
| KKC-120  | H.S.S.         | 12"  | 3         | <del>\$69.99</del>  |
| KKC-6-CB | Carbide        | 6"   | 3         | <del>\$169.99</del> |
| KKC-8-CB | Carbide        | 8"   | 3         | <del>\$219.99</del> |

### Replacement Helical cutter insert kit (10 pcs)

KW-204

Fits: KC-6HJC & KC-13HPC

**\$79.99**



2HP (220V)

## 8" INDUSTRIAL JOINTER

KC-203C

- 9" x 73" table size
- 35" x 5" fence size
- Adjustable fence stops at 45° & 90°
- Built-in 4" dust chute

**\$1299.**



## 12" INDUSTRIAL JOINTER/PLANNER WITH SPIRAL CUTTERHEAD

**COMBO**

KC-12HJPC

- Powerful 3 HP motor
- A spiral cutterhead makes 50% less noise
- Magnetic safety switch
- Large 43" x 6" aluminum extruded fence pivots 0.45°
- Comes with 2 push blocks, set of 5 replacement cutter inserts, 2 T25 Torx screwdrivers and adjustment hex. keys

4" dust chutes



Shown here in planer mode

5 Row spiral cutterhead with 60 replaceable cutter inserts



**\$3599.**

### EXTENDABLE UNIVERSAL MOBILE BASE KMB-1250



**\$59.99**

500 lbs. Max.

### INDUSTRIAL MOBILE BASE KMB-1290



**\$99.99**

900 lbs. Max.

### MAGNETIC & MICRO ADJUSTABLE KNIFE JIG ALIGNMENT KIT KKC-50



**\$79.99**

### KNIFE JIG ALIGNMENT KIT KKC-60



For Jointers

**\$39.99**

# JOINTERS

## 6" PARALLELOGRAM JOINTER

KC-70FX

- 6" x 55 1/2" table size
- 36" x 5" fence size
- Built-in 4" dust chute

2HP (110V)



Built-in 4" dust chute

**\$999.**

## 8" PARALLELOGRAM JOINTER

KC-80FX

- 8" x 76 1/2" table size
- 36" x 5" fence size
- Positive stops at 45° & 90°

2HP (220V)



Built-in 4" dust chute

**\$1649.**

## 6" PARALLELOGRAM JOINTER WITH SPIRAL CUTTERHEAD

KC-75FX

- Easy set-up (Carbide cutter inserts)
- Parallelogram table adjustment system
- A spiral cutterhead makes 50% less noise
- Built-in 4" dust chute

4 Row spiral cutterhead with 32 replaceable cutter inserts

**\$1549.**

## 8" PARALLELOGRAM JOINTER WITH SPIRAL CUTTERHEAD

KC-85FX

- Easy set-up (Carbide cutter inserts)
- Parallelogram table adjustment system
- A spiral cutterhead makes 50% less noise
- Built-in 4" dust chute

4 Row spiral cutterhead with 36 replaceable cutter inserts

**\$1999.**

## 12" PARALLELOGRAM JOINTER

KC-120FX (220V, 1 phase, 60Hz)

KC-120FX-5 (550V, 3 phase, 60Hz)

- 84" x 13" table size
- 36" x 5" fence size
- Built-in 5" dust chute
- Positive stops at 45° & 90°



**\$3499.**

## 12" PARALLELOGRAM JOINTER WITH SPIRAL CUTTERHEAD

KC-125FX (220V, 1 phase, 60Hz)

KC-125FX-5 (550V, 3 phase, 60Hz)

- Easy set-up (Carbide cutter inserts)
- Parallelogram table adjustment system
- A spiral cutterhead makes 50% less noise
- Built-in 5" dust chute

3HP (220V)/(550V)



4 Row spiral cutterhead with 52 replaceable cutter inserts

**3999.**



## OSCILLATING EDGE SANDERS & ACCESSORIES



**\$1299.**

### 6" x 89" OSCILLATING EDGE SANDER

KC-689-OSC-7

- Sturdy cabinet stand
- 4" Dust chute
- Quick belt release lever
- Comes with miter gauge, table guide and end table

End table allows curved sanding operations



#### 6" x 89" SANDING BELTS

| Model      | Belt Size | Grit | Unit | Price   |
|------------|-----------|------|------|---------|
| SB-689-60  | 6" x 89"  | 60   | 1    | \$19.99 |
| SB-689-80  | 6" x 89"  | 80   | 1    | \$19.99 |
| SB-689-100 | 6" x 89"  | 100  | 1    | \$19.99 |
| SB-689-120 | 6" x 89"  | 120  | 1    | \$19.99 |

## 12" DISC SANDER WITH BRAKE

KC-12S

- Aluminum table tilts to allow angle sanding up to 45°
- Comes with adhesive 12" sanding disc and miter gauge

Manual brake quickly stops sanding disc

**\$199.99**



Integral 2" dust port

Powerful 1 1/2 HP motor

## 1" x 42" BELT & 8" DISC SANDER

KC-703C

- Solid cast-iron tables with miter slots tilt from 0°-45°
- Comes with sanding belt, adhesive sanding disc, miter gauge and adjustment hex. keys

Powerful 1/2 HP, 5.8 Amp induction motor

**\$269.99**



## 8" LOW SPEED BENCH GRINDER WITH LIGHT

KC-895LS

Comes complete with diamond wheel dressing tool, tool rests, eye shields, coarse 60 grit and fine 120 grit 8" x 1" white aluminum oxide



**\$129.99**

## DRUM SANDERS & ACCESSORIES

### 16" OPEN DRUM SANDER

KC-1632DS

- 10 Amp. motor
- Drum speed: 1,720 RPM
- 2 1/2" dust chute
- Conveyor belt tracking is easy to adjust
- Easy clamping sanding belt loading system
- A metric and imperial depth scale is provided for thickness adjustment

**\$1199.**



Stand Included

### ABRASIVE CLEANER

KW-043

1 1/2" x 1 1/2" x 8 1/2"

**\$15.99**



## DUAL DRUM SANDER

KC-26DS

- 3 HP (220V) motor
- 2 speeds (3-20 SFPM)
- Twin 4" dust chutes
- Magnetic safety switch
- Variable feed speed

**\$2799.**




26" x 12" Thickness Capacity

#### 5" x 120" SANDING BELT

| Model       | Belt Size | Grit | Unit | Price   |
|-------------|-----------|------|------|---------|
| SB-5120-80  | 5" x 120" | 80   | 1    | \$19.99 |
| SB-5120-120 | 5" x 120" | 120  | 1    | \$19.99 |
| SB-5120-150 | 5" x 120" | 150  | 1    | \$19.99 |
| SB-5120-180 | 5" x 120" | 180  | 1    | \$19.99 |

Two 5" aluminum sanding drums are precision balanced and driven by 2 V-belts



Easy and convenient belt tension and tracking adjustment

### 6" x 108" OSCILLATING EDGE SANDER

KC-108-OSC

- Powerful 2 HP motor
- Oscillating sanding belt
- Balanced 7" rubber drive wheel and 3" crown idler wheel provide uniform belt tracking
- End table allows curved sanding operations
- 4" Dust chute for dust collector hook-up
- Magnetic safety switch

**\$2599.**



#### 6" x 108" SANDING BELTS

| Model       | Belt Size | Grit | Unit | Price   |
|-------------|-----------|------|------|---------|
| SB-6108-60  | 6" x 108" | 60   | 1    | \$19.99 |
| SB-6108-80  | 6" x 108" | 80   | 1    | \$19.99 |
| SB-6108-100 | 6" x 108" | 100  | 1    | \$19.99 |
| SB-6108-120 | 6" x 108" | 120  | 1    | \$19.99 |



# OSCILLATING SPINDLE SANDERS & ACCESSORIES

## OSCILLATING SPINDLE SANDER

KC-OVS-TL

- Table can be tilted downwards up to a maximum of 45° to allow the sanding of beveled parts
- Comes standard with 3 spindles (1/4", 1/2" and 5/8") and 2 drums (1-1/2" and 2")

**\$569.99**



**OPTIONAL STAND**

SS-OVS-TL

**\$89.99**



## SLEEVE KITS

6" x 3/8" to 5/8"  
9" x 3/4" to 4"

| Model      | Sleeve Size | Grit | Units/Kits | Price  |
|------------|-------------|------|------------|--------|
| SL-525-80  | 5" x 1/4"   | 80   | 1          | \$4.99 |
| SL-525-120 | 5" x 1/4"   | 120  | 1          | \$4.99 |
| SL-638-80  | 6" x 3/8"   | 80   | 1          | \$4.99 |
| SL-638-120 | 6" x 3/8"   | 120  | 1          | \$4.99 |
| SL-612-80  | 6" x 1/2"   | 80   | 1          | \$4.99 |
| SL-612-120 | 6" x 1/2"   | 120  | 1          | \$4.99 |
| SL-658-80  | 6" x 5/8"   | 80   | 1          | \$4.99 |
| SL-658-120 | 6" x 5/8"   | 120  | 1          | \$4.99 |
| SL-934-80  | 9" x 3/4"   | 80   | 1          | \$4.99 |
| SL-934-120 | 9" x 3/4"   | 120  | 1          | \$4.99 |
| SL-910-80  | 9" x 1"     | 80   | 1          | \$4.99 |
| SL-910-120 | 9" x 1"     | 120  | 1          | \$4.99 |
| SL-915-80  | 9" x 1 1/2" | 80   | 1          | \$5.99 |
| SL-915-120 | 9" x 1 1/2" | 120  | 1          | \$5.99 |
| SL-920-80  | 9" x 2"     | 80   | 1          | \$6.99 |
| SL-920-120 | 9" x 2"     | 120  | 1          | \$6.99 |
| SL-930-80  | 9" x 3"     | 80   | 1          | \$8.99 |
| SL-930-120 | 9" x 3"     | 120  | 1          | \$8.99 |
| SL-940-80  | 9" x 4"     | 80   | 1          | \$9.99 |
| SL-940-120 | 9" x 4"     | 120  | 1          | \$9.99 |

## OSCILLATING SPINDLE SANDER

KC-OVS-FX3

- 1" to 4" rubber drums can be fitted on both ends for full use of the entire spindle
- 4" dust chute for dust collector hook-up
- Heavy-duty oil bath gearbox with oil level sight gauge
- 10 interchangeable spindles (1/4" x 5", 3/8" x 6", 1/2" x 6", 5/8" x 6", 3/4" x 9", 1" x 9", 1 1/2" x 9", 2" x 9", 3" x 9" and 4" x 9")
- Includes 3 interchangeable table inserts and adjustment keys

24 1/4" x 24 1/4"  
cast iron tilting table



**\$1649.**

# BELT & DISC SANDERS & ACCESSORIES

## 6" x 48" BELT & 9" DISC SANDER

KC-760L

- Two 2-1/2" dust chutes with 2-1/2" to 4" adaptor for dust collector hook-up
- Comes complete with miter gauge, 2-1/2" to 4" dust chute adaptor and sturdy enclosed cabinet stand

**\$469.99**

**1 HP Motor**



## 9" STICK-ON ADHESIVE DISC KITS

| Model      | Disc size | Grit | Units/Kits | Price  |
|------------|-----------|------|------------|--------|
| SD-9-K-60  | 9"        | 60   | 3          | \$6.99 |
| SD-9-K-80  | 9"        | 80   | 3          | \$6.99 |
| SD-9-K-100 | 9"        | 100  | 3          | \$6.99 |
| SD-9-K-120 | 9"        | 120  | 3          | \$6.99 |



## 6" x 48" SANDING BELT KITS

| Model        | Belt Size | Grit | Units/Kits | Price  |
|--------------|-----------|------|------------|--------|
| SB-648-K-60  | 6" x 48"  | 60   | 2          | \$9.99 |
| SB-648-K-80  | 6" x 48"  | 80   | 2          | \$9.99 |
| SB-648-K-100 | 6" x 48"  | 100  | 2          | \$9.99 |
| SB-648-K-120 | 6" x 48"  | 120  | 2          | \$9.99 |

## OPTIONAL DISC & BELT SAFETY GUARD KIT

KW-788

**\$79.99**



## OPTIONAL VERTICAL & HORIZONTAL BELT SAFETY GUARD KIT

KW-789

**\$79.99**



## 6" x 48" BELT & 12" DISC SANDER

KC-788FX

- 1.5 HP belt drive motor
- Sturdy cabinet stand
- 2-4" Dust chutes
- Quick belt release lever
- Heavy duty cast iron tables
- Miter gauge

**\$1149.**



## 12" DOVETAIL JIG

K-2796

- Handles materials from 5/16" to 1 1/4" thick, and widths up to 12"
- Unit includes 1/2" aluminum template

**\$99.99**



## MAGNETIC SWITCHES

Comes with twist lock emergency stop button

|               |                   |
|---------------|-------------------|
| KMAG-110-811  | 110V (8-11 Amp.)  |
| KMAG-110-1114 | 110V (11-14 Amp.) |
| KMAG-110-1417 | 110V (14-17 Amp.) |
| KMAG-220-811  | 220V (8-11 Amp.)  |
| KMAG-220-1114 | 220V (11-14 Amp.) |
| KMAG-220-1417 | 220V (14-17 Amp.) |
| KMAG-220-1721 | 220V (17-21 Amp.) |

Comes with 2 wire clamps, 1 padlock and 2 spare keys



**\$89.99 ea.**

## 6" x 48" BELT & 12" DISC SANDERS

KC-790FX

**\$1399.**

KC-790FX-DC

WITH BUILT-IN DUST COLLECTOR

**\$1649.**

- Powerful 1.5 HP, 110V/220V motor
- 4" dust chute for dust collector hook-up (KC-790FX only)
- Comes with aluminum miter gauge, cast-iron work stop, T-slot centre point, enclosed stand and adjustment hex. keys



**Dust Collector Bag**  
KDCB-790

**\$39.99**

## EDGE BANDER

KC-EB100

- Duratherm™ heating element ensures long life and even heat
- 1500W motor
- Variable temperature range from 490C - 5930C (2000F - 11000F)

**\$599.99**



**STEINEL**  
PROFESSIONAL

Included  
Steinel® HG 2000 E  
professional heat gun



## DUST COLLECTION SEPARATOR with ELBOW

K-1056/  
K-1017 To maximize the cyclonic air flow in the drum

**\$39.99**

## 4" ALUMINUM BLAST GATE

K-1142

**\$18.99**

## 4" BLAST GATE

K-1007

**\$8.99**

## 4" T-FITTING

K-1013

**\$8.99**

## 4" Y-FITTING

K-1015

**\$8.99**

## 4" ELBOW

K-1017

**\$8.99**

## 4" SPLICE

K-1019

**\$8.99**

## 1/2-6" UNIVERSAL ADAPTOR

K-1039

**\$8.99**

## 4" & 5" WIRE HOSE CLAMPS

4"-K-1317

5"-K-1318

**\$1.99**

## CLEAR FLEXIBLE COLLAPSIBLE PVG HOSE

4"-K-1033-50

**\$3.39** Lin. Ft.

## PVG HOSE

K-1034-50

4" Lin. Ft.

**\$2.99**

**\$4.69** Lin. Ft.

## 4" X 10 FT. DUST COLLECTION HOSE KIT

K-1054

### KIT Includes:

- 4" X 10 ft. Wood Dust Collection Hose
- 4" Universal Dust Hood
- 2 x 4" Wire Hose Clamps

**\$29.99**

## 4" DUST COLLECTION HOOK-UP SYSTEM

**27 PC**

KW-270

### 27 pc Kit includes;

- 4 pc- 4" x 36" Clear tubes
- 1 pc- 4" x 7" Clear tube
- 2 pc- 4" 45 degree elbows
- 2 pc- 4" 90 degree elbows
- 7 pc- 4" adaptor fittings
- 2 pc- 4" Blast gates
- 1 pc- 4" Y-fitting

**\$149.99**

- 8 pc- retaining Brackets (including 16 screws and 16 wall plugs)

## 1 MICRON FELT UPPER BAGS

KDCB-3108T-1 MIC

Fits: KC-3108C

**\$39.99 ea.**

## CLOTH BOTTOM DUST BAG

KDCB-3105B

Fits KC-3105C

**\$29.99**

## SEE THROUGH PLASTIC BOTTOM DUST BAG

KDCB-5

5 BAGS PER BOX

**\$19.99**

# DUST COLLECTORS & ACCESSORIES

## 600 CFM

KC-1105C

- 1 HP motor
- Heavy duty bag
- Comes complete with 10' hose, dust hood, dust hood support and wheel castors for portability



**\$259.99**

## REMOTE POWER CONTROL SYSTEMS

- 120° Infrared ray receiving angle
- Includes mounting hardware and 2 AAA batteries



**\$99.99 \$99.99**

**99 Minute Timer**

## 700 CFM

KC-2405C

- 1 HP motor, 120V Heavy-Duty TEFC
- Washable 1 micron upper felt dust bag for optimal air flow efficiency and reusable clear



**\$349.99**

## 1200 CFM

KC-3109C

- 2 HP (220V) motor
- Improved metal impellers for maximum air flow performance
- Comes with wheel castors for portability



**\$525.**

## 2280 CFM

KC-4045C

- 3 HP (220V) motor
- Improved metal impellers are precision balanced and designed for maximum air flow performance
- 4" diameter dust ports accept accessory hoses for attaching up to 3 machines
- Comes with wheel castors for portability



**\$799.**

## 3980 CFM

KC-5043FX-2 5 HP (220V)

KC-5043FX-6 5 HP (600V)

- Improved metal impellers are precision balanced and designed for maximum air flow performance
- 4" diameter dust ports accept accessory hoses for attaching up to 4 machines
- Comes with wheel castors for portability



Dust bag comes with see-through window

**\$2099.**

TOTAL HEIGHT 11 FT.





# CYCLONE DUST COLLECTORS & ACCESSORIES

## KC-6150C

- Max. air suction capacity: 1,050 CFM
- Noise level reading at 36": 75 Db
- Static pressure (inch of water): 8.5
- Steel drum capacity: 18 Gallons
- Dust port opening: 2 x 4" / 1 x 6"
- Manual crank handle for easy cleaning

### INCLUDED

Remote control with timer

**1.5 HP  
(110V)**



**\$1299.**

## KC-6200C

- Max. air suction capacity: 1,450 CFM
- Noise level reading at 36": 76 Db
- Static pressure (inch of water): 10.5
- Steel drum capacity: 28 Gallons
- Dust port opening: 2 x 4" / 1 x 6"
- Manual crank handle for easy cleaning

### INCLUDED

Remote control with timer

**2 HP  
(220V)**



**\$1749.**

## KC-6300C

- Max. air suction capacity: 2,111 CFM
- Noise level reading at 36": 78 Db
- Static pressure (inch of water): 11.2
- Steel drum capacity: 60 Gallons
- Dust port opening: 3 x 4" / 1 x 8"
- Manual crank handle for easy cleaning

### INCLUDED

Remote control with timer

**3 HP  
(220V)**



**\$2399.**

### OPTIONAL

6pc. heavy-duty bags kit

KDCB-61 (Fits: KC-6150C) **\$19.99**

KDCB-62 (Fits: KC-6200C) **\$19.99**

KDCB-63 (Fits: KC-6300C) **\$29.99**

5 drum bags / 1 canister filter bag



## 3 SPEED AIR CLEANERS

### WITH REMOTE CONTROLS

## KAC-410

- .9 Amp. motor
- Air capacity of 410 CFM
- 2 stage filtration, one disposable electrostatic 5 microns outer filter and 1 micron inner two pocket filter

**410 CFM**



COMES WITH 3-SPEED REMOTE CONTROL



**\$229.99**

## KAC-1050

- 3 Amp. motor
- Air suction capacity of 556, 702, 1050 CFM
- 2 stage filtration, one disposable electrostatic 5 microns outer filter and 1 micron inner three pocket filter

**1050 CFM**



COMES WITH 3-SPEED REMOTE CONTROL

**\$399.99**

## KAC-1400

- 3 Amp. motor
- Air suction capacity of 950, 1085, 1050 CFM
- 2 stage filtration, one disposable electrostatic 5 microns outer filter and 1 micron inner three pocket filter

**1400 CFM**



COMES WITH 3-SPEED REMOTE CONTROL

**\$499.99**



## DUST COLLECTORS WITH 1 MICRON CANISTER FILTERS

### 700 CFM

#### DUST COLLECTOR WITH CANISTER FILTER

##### KC-2405C/KDCF-2400

- Noise level reading at 36": 75-80 Db
- Static pressure (inch of water): 6.1
- Dust port opening: 2"

**1 HP  
7 Amp. @ 120V**



**\$549.99**

### 1200 CFM

#### DUST COLLECTOR WITH CANISTER FILTER

##### KC-3109C/KDCF-3500

- Noise level reading at 36": 66-77 Db
- Static pressure (inch of water): 9.5
- Dust port opening: 2 x 4" / 1 x 6"

**2 HP  
9 Amp. @ 220V**



**\$729.**

### 2280 CFM

#### DUST COLLECTOR WITH CANISTER FILTER

##### KC-4045C/KDCF-3500

- Noise level reading at 36": 75-85 Db
- Static pressure (inch of water): 11.8
- Dust port opening: 3 x 4" / 1 x 8"

**3 HP  
10 Amp. @ 220V**



**\$1199.99**



# WOOD LATHES & ACCESSORIES



## 10" x 16" WOOD LATHE

KWL-1016C

**\$399.99**

- All precision-machined cast-iron bedway
- 6 speeds (480, 1270, 1960, 2730, 3327, 4023) RPM
- Complete with MT#2 live center, MT#2 spur center, 3" faceplate, steel knock-out bar, hex. keys and safety glasses

1/2 HP motor



## OPTIONAL BED EXTENSION

EXT-1016

Increases the spindle turning capacity to 38"

**\$99.99**



## 12" x 18" VARIABLE SPEED WOOD LATHE

KWL-1218VS

**\$599.99**

- Reliable single board computer microprocessor for precise control
- Comes complete with 3" faceplate, 6" & 12" tool rests with 5/8" post diameter, MT#2 spur center and MT#2 heavy-duty live center, safety goggles, knock-out rod, tool storage rack, screwdriver and 4 hex. keys

FORWARD & REVERSE FUNCTION

1 HP high performance DC motor



## OPTIONAL BED EXTENSION

EXT-1218VS

Bed extension increases the spindle turning capacity to 44"

**\$109.99**



Variable speed from 450-3,800 RPM

## UNIVERSAL STAND & EXTENSION FOR WOOD LATHES

SS-KWL-100

- Leveling feet for stability on uneven floors
- Made of sturdy tubular steel
- Adjustable upper supports with 1" increments

Stand only Fits:

KWL-1016C, KWL-1218VS

**\$159.99**



SS-KWL-100 shown here with KWL-1016C installed.

SS-EXT-101

- Leveling feet for stability on uneven floors
- Made of sturdy tubular steel
- Adjustable upper supports with 1" increments
- Optional stand extension (mod. SS-EXT-101) provides support for wood lathes fitted with bed extensions

Extension only Fits:

KWL-1016C, KWL-1218VS

**\$79.99**



SS-KWL-100 & SS-EXT-101 shown here with KWL-1218VS and EXT-1218VS installed.

## NOVA G3 WOOD LATHE CHUCK ANNIVERSARY BUNDLE

48260

- 3-3/8" 4 jaw chuck
- 1" x 8 TPI
- 20, 50 & 100mm and Mini Cole jaw sets
- No chuck insert required

Fits:

KWL-1016C, KWL-1218VS, KWL-1443VS

**\$239.99**



## 4 JAW/1/4" WOOD LATHE CHUCK

KW-100

Fits models: KWL-1016C, KWL-1218VS & KWL-1443VS  
1" x 8 FPP



**\$125.**

## 1-1/4" x 8 TPI WOOD LATHE CHUCK ADAPTOR

KW-200

- Adapts to 1" x 8 TPI wood lathe chuck
- Fits models KWL-1643ABC



**\$29.99**

## 8 PC. WOOD LATHE CHISEL SET

KPRO-08

- Long 10" hard wood handles
- Comes in a wood box



**\$69.99**

## 14" x 43" VARIABLE SPEED WOOD LATHE WITH DIGITAL READOUT

KWL-1443VS



Pivoting headstock turns 180° and locks into position for outboard turning



- Spindle tachometer with digital readout
- Variable speed from 600 - 2,400 RPM
- Pivoting headstock turns 180°
- Quick release headstock, tailstock and tool rest assembly for easy adjustments
- Comes complete with 6" face plate, 12" tool rest with offset and base, MT#2 headstock and tailstock centres and a adjustment wrenches

**\$899.99**

## WOOD LATHE SAFETY GUARD

KWL-160G

**\$299.**



## 16" x 43" WOOD LATHE WITH ELECTRONIC VARIABLE SPEED

KWL-1643ABC

- Powerful 2 HP, 220V, 3 phase motor with 110V, single phase input power converter
- Electronic inverter controls the variable speed range from 45 - 3,750 RPM
- Headstock swivels 360° with positive stops at 45°, 36 x 10° indexing positions
- Comes complete with 6" face plate, 14" tool rest with offset and base, MT#2 headstock spur and tailstock live centres, knock out bar and adjustment wrenches

**\$2999.**



# Router Table Kits

## ROUTER TABLE KIT, XL-200MEP

### Kit includes:

- XL-080- Router Table Fence
- XL-049- MDF Table
- XL-114- Phenolic Router Insert Plate
- XL-085- Floor Stand with Switch



**\$599.99**

## DELUXE ROUTER TABLE KIT XL-200C

### Kit includes:

- XL-125- Router Lift
- XL-080- Router Table Fence
- XL-075- Cast-Iron Table
- XL-130- Universal Dust Collection Kit
- XL-085- Floor Stand with Switch



**\$1449.99**

# EXCELSIOR

## 16" PROFESSIONAL SCROLL SAW XL-16

- Professional quality scroll saw with 1.3 Amp DC motor
- Variable speed (400-1400 strokes/min)
- Tool free blade change system with blade holders which accept standard 5" pinless blades
- Entire head tilts up to 30° to the left and up to 45° to the right for angled cuts
- Large 12" x 18-1/2" stationary table with built-in 2-1/2" dust chute for dust collector hook-up
- Comes with five 5" pinless blades, replacement blade tension lever kit and adjustment hex. key



### OPTIONAL

#### Pedal Switch XL-100



**\$39.99**

Built-in dust blower system

**\$699.**

## 21" PROFESSIONAL SCROLL SAW XL-21/100

- Professional quality scroll saw with 1.3 Amp DC motor
- Variable speed (400-1550 strokes/min)
- Tool free blade change system with blade holders which accept standard 5" pinless blades
- Entire head tilts up to 30° to the left and up to 45° to the right for angled cuts
- Large 13-1/2" x 23-1/2" stationary table with built-in 2-1/2" dust chute for dust collector hook-up
- Comes with five 5" pinless blades, foot switch, replacement blade tension lever kit and adjustment hex. key



### OPTIONAL

#### STAND

SS-1621XL  
For Models:  
XL-16 &  
XL-21/100



**\$99.**

Built-in dust blower system

**\$999.**

Comes standard with foot switch

## 30" PROFESSIONAL SCROLL SAW XL-30/100

- Professional quality scroll saw with 1.3 Amp DC motor
- Variable speed (400-1550 strokes/min)
- Tool free blade change system with blade holders which accept standard 5" pinless blades
- Entire head tilts up to 38° to the left and up to 45° to the right for angled cuts
- Large 14" x 32-1/2" stationary table with built-in 2-1/2" dust chute for dust collector hook-up
- Comes with five 5" pinless blades, foot switch, replacement blade tension lever kit and adjustment hex. key



### OPTIONAL

#### STAND

SS-30XL  
For Model:  
XL-30/100



**\$99.**

Built-in dust blower system

**\$1239.**

Comes standard with foot switch

# ACCESSORIES

### 4 PC. INSERT RING KITS

XL-074

Zero Clearance

XL-076

(1/4", 1/2", 1-3/8", 2-1/2")



**\$69.99**

**\$69.99**

### 32" x 24" MDF ROUTER TABLE

XL-049

• 11-3/4" x 9-1/4" table opening



**\$199.99**

### 32" x 24" CAST-IRON ROUTER TABLE

XL-075

• 11-3/4" x 9-1/4" table opening



**\$499.99**

### PHENOLIC ROUTER INSERT PLATE

XL-114

• 11-3/4" x 9-1/4"



**\$69.99**

### ROUTER REDUCER COLLARS

XL-314

3-1/4"

XL-312

3-1/2"



**\$19.99**

**\$19.99**

### 36" DELUXE ROUTER TABLE

XL-080

• 2-1/2" dust chute



**\$229.99**

### UNIVERSAL DUST COLLECTION KIT

XL-130

• Access door, air vent, power cord clamp, 4" dust chute with 2-1/2" side inlet and dust hose




**\$119.99**

### ROUTER LIFT WITH HEIGHT LOCK

XL-125

Heavy-duty construction with 11-3/4" x 9-1/4" anodized aluminum top plate




**\$399.99**

### FLOOR STAND WITH SWITCH

XL-085

120V receptacle to connect outer power cord



**\$299.99**



# NAILERS & STAPLERS

## 2" FLOORING STAPLER/ CLEAT NAILER KIT

8260FSN-2

- 1" to 2" Staple range
- 1 1/2" to 2" Cleat nail range
- Comes with mallet, 1/4" air inlet, safety glasses, oiler, hex. keys & sturdy carrying case



**HOT DEAL!**  
**\$165.**

## COIL ROOFING NAILER KIT

8245RN

- 7/8" to 1 3/4" (11 Ga.)
- Comes with 1/4" air inlet, debris shield, safety glasses, oiler, hex. keys and sturdy carrying case



**HOT DEAL!**  
**\$145.**

## 2-1/2" X 16 GA. BRAD NAILER KIT

8225NL

- 3/4" to 2 1/2" Nail range
- Comes with 1/4" air inlet, oiler, hex. keys, & sturdy carrying case



**HOT DEAL!**  
**\$99.99**

## 18 GA. X 2" BRAD NAILER KIT

8201N

- 3/4" to 2" Nail range
- Comes with 1/4" air inlet, oiler, hex. keys, & sturdy carrying case



**HOT DEAL!**  
**\$49.99**

## 18 GA. NAILER/STAPLER KIT 2in1

8210NS

- 18 Ga. x 1/4" (3/8" to 1 5/8") stapler
- 18 Ga. (3/4" to 2") nailer
- Comes with 1/4" air inlet, oiler, hex. keys and sturdy carrying case



**\$59.99**

## 23 GA. X 1 3/8" HEADLESS PIN NAILER KIT

8223PN

- 1/2" to 1-3/8" Pin range
- Comes with 1/4" Air inlet, 2 removable non-marring tips, oiler, hex. keys and sturdy carrying case



**\$49.99**

## 23 GA. X 2" HEADLESS PIN NAILER KIT

8251PN

- 1/2" to 2" Pin nail range
- Comes with 1/4" Air inlet, 2 removable non-marring tips, oiler, hex. keys and sturdy carrying case



**\$99.99**

## CLIPPED HEAD FRAMING NAILER

8228N

- Shoots standard 2 3/16" - 3 9/16", 28° - 30° nails



**\$125.**

8234N

- Shoots standard 2 3/16" - 3 9/16", 34° nails

**\$125.**

## 18 GA. X 1" NARROW CROWN STAPLER KIT

8101S

- 3/8" to 1" Staple range
- Comes with 1/4" air inlet, oiler, hex. keys, & sturdy carrying case



**HOT DEAL!**  
**\$49.99**

## 21 GA. X 1/2" CROWN UPHOLSTERY STAPLER KIT

8121S

- 1/4" to 5/8" Staple range
- Comes with 1/4" air inlet, oiler, hex. keys, & sturdy carrying case



**\$59.99**

## 16 GA. X 2" MEDIUM CROWN STAPLER KIT

8216S-2

- 3/4" to 2" Staple range
- Comes with 1/4" air inlet, oiler, hex. keys, & sturdy carrying case



**\$99.99**

## 5 PEAK HP AIR COMPRESSOR

8498

- Durable oil lubricated pump
- 7.4 SCFM @ 40 PSI
- 5.7 SCFM @ 90 PSI
- Air Pressure Regulator and easy to read Pressure Gauges



**20**  
Gallon  
tank

**\$299.99**





# AIR COMPRESSORS & ACCESSORIES

## ULTRA-QUIET OIL-FREE AIR COMPRESSOR

KC-1410A

- Only 60 decibels
- Durable oil-free pump with minimal maintenance
- 1.8 CFM @ 40 PSI, 1.2 CFM @ 90 PSI
- 125 PSI maximum tank pressure
- 1/4" universal "one touch" quick connect coupler

ASME safety valve



**\$179.99**

## ULTRA-QUIET OIL-FREE AIR COMPRESSOR

KC-4620A

- 3.80 CFM @ 40 PSI, 2.35 CFM @ 90 PSI
- Extra long pump life of over 3000 hours
- 120 PSI maximum tank pressure

**4.6 GALLON (2 X 2.3) 2 HP (PEAK) (60 Decibels)**

ASME safety valve



**\$299.99**

## 10 GALLON ULTRA-QUIET OIL-FREE AIR COMPRESSOR

KC-10020SQ

- Ultra-quiet, 3 HP (peak) motor, 75 Db
- 125 PSI maximum tank pressure
- 150 PSI max pressure
- 5.6 CFM @ 40 PSI, 4.4 CFM @ 90 PSI
- Durable oil-free pump with minimal maintenance

ASME safety valve



**\$379.99**

## 5.5 PEAK HP 20 GALLON AIR COMPRESSOR

KC-2051H1

- 150 PSI max pressure
- 7.6 CFM @ 40 PSI, 6.0 CFM @ 90 PSI
- ASME registered tank

2 cylinder cast iron single stage oil lubricated pump

ASME safety valve



**\$699.**

## 6.5 HP GAS WHEELBARROW AIR COMPRESSOR

KC-6510G1

- 150 PSI max pressure
- 14.1 CFM @ 40 PSI, 11.2 CFM @ 100 PSI

ASME safety valve

**10 GALLON TWIN TANKS (2X5 GALLONS)**



**\$799.99**

## TIRE INFLATION GUN WITH PRESSURE GAUGE

K-1630

- 15" flexible rubber hose with lever style chuck, rubber protected 2-1/2" diameter pressure gauge (pressure range of 10-170 PSI) and a quick connect 1/4" NPT air inlet

**\$19.99**



## STATIONARY 6.5 PEAK HP 60 GALLON AIR COMPRESSOR

KC-6160V1

- 150 PSI max pressure
- 13.4 CFM @ 40 PSI, 11.2 CFM @ 90 PSI
- High efficiency reed valves

2 cylinder cast iron single stage oil lubricated pump



**\$799.**

## HIGH OUTPUT 6.5 PEAK HP 60 GALLON AIR COMPRESSOR

KC-5160V1

- 150 PSI max pressure
- 22.6 CFM @ 40 PSI, 18.5 CFM @ 100 PSI
- High efficiency reed valves

3 cylinder cast iron single stage oil lubricated pump



**\$1299.**

## HIGH OUTPUT 7.5 PEAK HP 80 GALLON AIR COMPRESSOR

KC-7180V1-MS

- High output 30 CFM @ 100 PSI
- 150 PSI max pressure
- 43 CFM @ 40 PSI, 30 CFM @ 100 PSI
- Heavy-duty 1/2" ball valve and easy to read tank pressure gauge

2 cylinder cast iron single stage oil lubricated pump



Comes with magnetic starter

**\$2999.**

## 5.5 PEAK HP 24 GALLON AIR COMPRESSOR

KC-3124V1

- 150 PSI max pressure
- 7.6 CFM @ 40 PSI, 6.0 CFM @ 90 PSI
- ASME safety valve

2 cylinder cast iron single stage oil lubricated pump



**\$749.**

COMPRESSOR OIL BOTTLE KW-077 (850ml)

**\$7.99**



## ARCTIC FLEX

### RETRACTABLE AIR HOSE REEL WITH HYBRID POLYMER AIR HOSE

- K-5038FRL 50 ft. x 3/8"
- All-Weather Flexibility (-40°C to 65°C)
- Comes with wall mounting

**\$99.99**



### MANUAL AIR HOSE REEL WITH HYBRID POLYMER AIR HOSE

- K-10014FRL 100 ft. x 1/4"
- All-Weather Flexibility (-40°C to 65°C)
- 360° swivel base

**\$99.99**



(-40°C to 65°C)



### HYBRID POLYMER INDUSTRIAL AIR HOSES

| HYBRID POLYMER INDUSTRIAL AIR HOSES |             |         |
|-------------------------------------|-------------|---------|
| K2514H                              | 25' x 1/4"  | \$19.99 |
| K2538H                              | 25' x 3/8"  | \$26.99 |
| K5014H                              | 50' x 1/4"  | \$29.99 |
| K5038H                              | 50' x 3/8"  | \$39.99 |
| K10014H                             | 100' x 1/4" | \$49.99 |
| K10038H                             | 100' x 3/8" | \$59.99 |

300 PSI MAXIMUM PRESSURE

### PREMIUM HYBRID POLYMER GARDEN HOSES

150 PSI (Working)  
450 PSI (Burst)



K-5058GH 5/8" x 50 ft.

**\$39.99**

K-10058GH 5/8" x 100 ft.

**\$69.99**

Extreme All-Weather Flexibility Kink resistant



# WOOD BANDSAWS & ACCESSORIES

## 21" WOOD BANDSAW

KC-2102FXB

- 2 speeds (1890/3800) SFPM
- Rack and pinion height adjustment system
- Miter gauge system



## 17" WOOD BANDSAW

KC-1702FXB

- 2 speeds (1600/3300) SFPM
- Rack and pinion height adjustment system
- Miter gauge system



## 17" VARIABLE SPEED WOOD/METAL CUTTING BANDSAW

KC-1700WM-VS

- Variable speeds (wood): 540-3600 SFPM
- Variable speeds (metal): 100-650 SFPM
- Voltage (input power): 220V, 1 phase, 60 Hz



## 14" WOOD BANDSAW WITH 12" RESAW CAPACITY

KC-1502FXB

- 2 speeds (2300-3250) SFPM
- Motor, blade, miter gauge and precision "TRU-RIP" aluminum rip fence with resaw guide included



## DELUXE 18" WOOD BANDSAW

KC-1802FXB

- 2 speeds (2820, 3936) SFPM
- Motor, blade, miter gauge and precision "TRU-RIP" 6" resaw rip fence included included



**220VOLT CONVERSION KIT**  
KW-220-1502  
For: KC-1502FXB  
**\$69.99**

| 152 1/8" WOOD CUTTING BANDSAW BLADES |          |       |     |           |         |
|--------------------------------------|----------|-------|-----|-----------|---------|
| Model                                | Length   | Width | TPI | Thickness | Price   |
| KBB-2114-6                           | 152 1/8" | 1/4"  | 6   | .025"     | \$29.99 |
| KBB-2138-6                           | 152 1/8" | 3/8"  | 6   | .025"     | \$29.99 |
| KBB-2112-4                           | 152 1/8" | 1/2"  | 4   | .025"     | \$29.99 |
| KBB-2134-3                           | 152 1/8" | 3/4"  | 3   | .032"     | \$35.99 |
| KBB-2110-2                           | 152 1/8" | 1"    | 2   | .032"     | \$35.99 |

| 131 5/8" WOOD CUTTING BANDSAW BLADES |          |       |     |           |         |
|--------------------------------------|----------|-------|-----|-----------|---------|
| Model                                | Length   | Width | TPI | Thickness | Price   |
| KBB-1714-6                           | 131 5/8" | 1/4"  | 6   | .025"     | \$22.99 |
| KBB-1738-6                           | 131 5/8" | 3/8"  | 6   | .025"     | \$22.99 |
| KBB-1712-4                           | 131 5/8" | 1/2"  | 4   | .025"     | \$22.99 |
| KBB-1734-3                           | 131 5/8" | 3/4"  | 3   | .025"     | \$29.99 |
| KBB-1710-2                           | 131 5/8" | 1"    | 2   | .032"     | \$29.99 |

Comes with: a 1/2" x 6 TPI wood cutting blade, 1/2" x 10 TPI metal cutting blade, laser guide, work lamp, miter gauge and a precision "TRU-RIP" aluminum rip fence

| 112" WOOD CUTTING BANDSAW BLADES |        |       |     |           |         |
|----------------------------------|--------|-------|-----|-----------|---------|
| Model                            | Length | Width | TPI | Thickness | Price   |
| KBB-1514-6                       | 112"   | 1/4"  | 6   | .025"     | \$19.99 |
| KBB-1538-6                       | 112"   | 3/8"  | 6   | .025"     | \$19.99 |
| KBB-1512-4                       | 112"   | 1/2"  | 4   | .025"     | \$19.99 |
| KBB-1534-3                       | 112"   | 3/4"  | 3   | .025"     | \$29.99 |
| KBB-1510-2                       | 112"   | 1"    | 2   | .032"     | \$29.99 |

| 153-1/2" WOOD CUTTING BANDSAW BLADES |          |        |     |           |         |
|--------------------------------------|----------|--------|-----|-----------|---------|
| Model                                | Length   | Width  | TPI | Thickness | Price   |
| KBB-1814-6                           | 153-1/2" | 1/4"   | 6   | .025"     | \$24.99 |
| KBB-1838-6                           | 153-1/2" | 3/8"   | 6   | .025"     | \$24.99 |
| KBB-1812-4                           | 153-1/2" | 1/2"   | 4   | .025"     | \$24.99 |
| KBB-1834-3                           | 153-1/2" | 3/4"   | 3   | .032"     | \$29.99 |
| KBB-1810-2                           | 153-1/2" | 1"     | 2   | .032"     | \$35.99 |
| KBB-1825-2                           | 153-1/2" | 1-1/4" | 1.3 | .032"     | \$59.99 |

## INDUSTRIAL WOODWORKING SHAPERS

### INDUSTRIAL WOODWORKING SHAPER

KC-351S

- Spindle travels a full 3"
- Spindle speeds, 8,000 & 10,000 RPM
- Comes complete with 1/2" & 3/4" interchangeable spindles, 1/4" & 1/2" router bit adaptors and a miter gauge



### 3/4" UNIVERSAL SHAPER CUTTERHEAD WITH 13 INTERCHANGEABLE PROFILE CUTTERS

KW-091

**\$199.99**

### 5 HP 1-1/4" INDUSTRIAL SHAPER WITH DIGITAL READOUT

KC-366SH

- Spindle travels a full 4"
- Spindle speeds, 5,000, 7,000 & 10,000 RPM
- Comes with 3/4" and 1-1/4" interchangeable spindles, 1/4" and 1/2" router bit adaptors, miter gauge, feather boards, draw bar, starter pin and adjustment wrenches



## POWER FEEDERS

KPF-30V

- 3 feed rollers
- 3 1/8" roller diameter
- 1 3/16" roller width
- Variable feed rate of 7-40 feet per minute

**1.2 Amp/Motor**

**\$529.99**

KPF-32

- 3 feed rollers
- 3 1/8" roller diameter
- 1 3/16" roller width

**2.5 Amp/Motor**

**\$849.99**

KPF-34

KPF-34-5

- 3 feed rollers
- 4 3/4" roller diameter
- 2 1/4" roller width
- **6.2 Amp/Motor (220V)**
- **2.7 Amp/Motor (550V)**

**\$1099.99**

We reserve the right to limit quantities. We reserve the right to correct any typographical and pictorial errors without notice. Articles may vary from illustration shown. Some retailers may not stock all products due to space restrictions and product availability.